




















Pulse Survey #9: Catastrophe Modeling








1. Are you a:			Response Percent	Response Count
Captive owner/risk manager			34.9%	22
Captive manager			27.0%	17
Other (please specify)			38.1%	24
			<i>answered question</i>	63
			<i>skipped question</i>	0

2. Have you recently done (i.e., last 24 months), or do you expect to do this year, any catastrophe modeling work on your insurance program?			Response Percent	Response Count
Yes			33.3%	21
No			66.7%	42
			<i>answered question</i>	63
			<i>skipped question</i>	0

3. For what perils?			Response Percent	Response Count
earthquake			58.8%	10
flood (non-hurricane)			47.1%	8
windstorm and flood (hurricane-related)			76.5%	13
tornado/hail			47.1%	8
terrorism			58.8%	10
Other (please specify)			17.6%	3
			answered question	17
			skipped question	46

4. Which model(s) will be used? (Check all that apply.)			Response Percent	Response Count
RMS			64.7%	11
AIR			11.8%	2
EQECAT			17.6%	3
Other (please specify)			29.4%	5
			answered question	17
			skipped question	46

5. Who will perform the modeling?			Response Percent	Response Count
will be done in-house			64.7%	11
broker or captive manager			17.6%	3
modeling firm			11.8%	2
Other (please explain)			11.8%	2
			answered question	17
			skipped question	46

6. What is the purpose of your modeling? (Check all that apply.)			Response Percent	Response Count
to determine appropriate retention level			76.5%	13
to determine appropriate insurance limit			52.9%	9
to satisfy underwriters' or marketing needs			23.5%	4
to gauge reasonableness of premium to be charged			47.1%	8
to determine or satisfy capital demands on the captive			35.3%	6
to determine loss control needs			35.3%	6
Other (please specify)			23.5%	4
			answered question	17
			skipped question	46

7. How well versed are you in understanding catastrophe modeling? (choose one)			Response Percent	Response Count
Admittedly weak; I'm practically clueless.			6.3%	1
I understand some basic concepts and definitions.			25.0%	4
I am comfortable with understanding the results when presented.			50.0%	8
I am capable of challenging the analytics.			18.8%	3
I could practically do the analytics myself.			0.0%	0
		answered question		16
		skipped question		47

8. How well versed are you in understanding catastrophe modeling? (choose one)			Response Percent	Response Count
Admittedly weak; I'm practically clueless.			22.0%	9
I understand some basic concepts and definitions.			41.5%	17
I am comfortable with understanding the results when presented.			22.0%	9
I am capable of challenging the analytics.			9.8%	4
I could practically do the analytics myself.			4.9%	2
		answered question		41
		skipped question		22